

# LINE REGULATORS

## BS 50-1-2



- Line regulator - Single stage
- Mounting on pipe network or wall valve point of use
- Suitable for pure gases
- Made of chrome-plated brass

Laboratories and Analysis

### Typical applications

The BS regulator is used in labs for applications requiring repeatability and extremely accurate pressure control at the second stage. It is used in particular as points of use, mounted on VP or VPM shut-off valve or on ELC wall points of use.

#### Designed for implementation of:

Non-corrosive pure gases up to N60 including ALPHAGAZ™ 1 & 2, Non-corrosive mixtures with concentration greater than 1 ppm

#### Except:

Hydrocarbons

### Specifications

The bellows system brings a high accuracy in the outlet pressure regulation.

Maximal inlet pressure at 15°C ..... 50 bar

Outlet Pressure..... 0,05 to 1 bar

Nominal nitrogen flow ..... 2 Nm³/h\*

Vacuum treatment possible for occasional purges, Internal/External leak rate ≤ 3x10<sup>-7</sup> mbar.l/s helium., Operating temperature: -20°C to +50°C.

\*Nominal nitrogen flow rate at 15°C.

### Materials

Body ..... Chrome plated brass

Seat..... Brass

Main valve..... Brass EPDM coated

Bellow ..... Bronze

Cuprous alloy mechanism, Ø

Pressure gauge ..... 50mm, Seal in PA 6.6

Seal ..... EPDM, PA 6.6

### Highlights

**High accuracy** : The bellows design ensures high precision in the pressure control.

**Modular** : The inlet and outlet ports allow different configurations with shut-off valve, metering valve, flowmeter...

### Safety Alert

⚠ Caution! in case of use of oxygen and oxidising gases, the working pressure may not exceed 25 bar.

# Dimensions

Length (L) : 41 mm  
Height (H) : 105 mm  
Depth (D) : 100 mm  
Ø1 : 50 mm  
Net weight : 0.5 kg



## Operating instructions

OP 150 for BS regulators

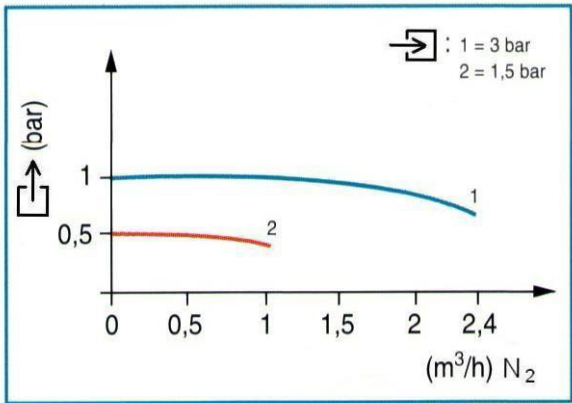
## Connection

**Inlet connection:** HP cylinder fitting as per the gas used  
**Outlet connection:** Adapted to the application

## Connection description:

Depending on the material and the diameter of the pipe.

## Flow curve



BS 50-1-2

## Ordering Information






The regulator is supplied with a suitable cylinder connection for the type of gas used (BS3 BS4 BS14 BS15) and one or several outlet connections (to mount as appropriate). It is equipped with high and low pressure gauges and a collectable relief valve. Please state the cylinder connection required at time of order. Optional outlet fittings (supplied loose) are shown below.

## Products

Product Number	Short Designation	Gas	Inlet Pressure	Outlet Pressure	Flow	Inlet Fitting	Outlet Fitting	Material
15827	REG BS 50-1-2	Mixtures	50 bar	0,05 to 1 bar	2 Nm³/h	BS3 / BS4 / BS14 / BS15	Adapted to the application	Brass

## Options

	Product Number	Long designation
	16516	CONNECTION G3/8 BSPP Male with Barb Hose for flexible pipe Ø Int. 4 to 6mm
	16521	Connector Cr-Brass G3/8 BSPP Male *Compression fitting 1/8" OD Brass *Flat seal PTCFE
	16522	Connector Cr-Brass G3/8 BSPP Male *Compression fitting 6mm OD Brass *Flat seal PTCFE
	16523	Connector Cr-Brass G3/8 BSPP Male *Compression fitting 1/4" OD Brass *Flat seal PTCFE
	16524	Connector Cr-Brass G3/8 BSPP Male *Compression fitting 10mm OD Brass *Flat seal PTCFE
	16526	Connector Cr-Brass G3/8 BSPP Male *Compression fitting 8mm OD Brass *Flat seal PTCFE
	16558	Connector SS G3/8 BSPP Male *Compression fitting 6mm OD SS *Flat seal PTCFE
	16562	Connector SS G3/8 BSPP Male *Compression fitting 8mm OD SS *Flat seal PTCFE

	Product Number	Long designation
	16564	Connector SS G3/8 BSPP Male *Compression fitting 3/8" OD SS *Flat seal PTCFE
	16565	Connector SS G3/8 BSPP Male *Compression fitting 1/4" OD SS *Flat seal PTCFE
	16566	Connector SS G3/8 BSPP Male *Compression fitting 1/8" OD SS *Flat seal PTCFE
	16567	Connector SS G3/8 BSPP Male *Compression fitting 10mm OD SS *Flat seal PTCFE
	16569	Connector SS G3/8 BSPP Male *Compression fitting 12mm OD SS *Flat seal PTCFE